


**A P.R. BLANCO MT 25x75**  
**177,19 M2 - COMERCIAL**  
**5,45 EUR/M2**




**A P.R. KARMA DECOR**  
**TERRA 20x60**  
**156,96 M2 - COMERCIAL**  
**4,72 EUR/M2**



**A P.R. OTTILIA GREY MT  
30x60**

**138,60 M2 - COMERCIAL  
4,72 EUR/M2**



**A P.R. RAGUSA IVORY MT**

**30x60**

**140,40 M2 - COMERCIAL**

**4,72 EUR/M2**



**A G. CAOBA NATURAL 20,5X61,5**  
**108,93 M2 - COMERCIAL**  
**6,66 EUR/M2**



**A G. PEDRINE MARENGO 20,5X61,5**  
**136,15 M2 - COMERCIAL**  
**6,66 EUR/M2**



**A P.R. 1349 PIEDRA CM 25x50**  
**159,00 M2 - COMERCIAL**  
**4,72 EUR/M2**



**PELDAÑO PECHO PALOMA G.  
REBECO BEIGE ANTID. 33.33X33.33  
ESP.**

**1728 UDS - 1A CALIDAD**  
**4,24 EUR**



**PELDAÑO ROMO P.E. ROTES SAND**  
**ANTID. C3 32,5X32,5**  
**975 PIEZAS - 1A CALIDAD**  
**4,24 EUR**




**PELDAÑO ROMO P.E. LIMIA GREY MT**  
**ANTID. C3 32,5X32,5**  
**13 PIEZAS - 1A CALIDAD**  
**4,24 EUR**



**PELDAÑO PECHO PALOMA G.  
NAZARI BEIGE 33.3X33.3  
594 UDS - 1A CALIDAD  
4,84 EUR**




**G. POSEIDON WHITE MT 45X45**  
**66,73 M2 - COMERCIAL**  
**6,05 EUR/M2**



**A P.R. CX VERONE BLANC 25X50**

**37,50 M2 - 1A CALIDAD**

**4,72 EUR/M2**



**A P.R. CX VERONE BLANC 25X50**

**45,00 M2 - 1A CALIDAD**

**4,72 EUR/M2**



**P.R. JAZZ RT 25x75 BRILLO**  
**39,37 M2 - COMERCIAL**  
**4,72 EUR/M2**



**A P.R. BLANCO BRILLO 25x50**  
**104 M2 - COMERCIAL**  
**4,72 EUR/M2**



**DUNE ICE BRILLO 20x60**  
**69,12 M2 - COMERCIAL**  
**4,72 EUR/M2**



**ZIGGY ICE MT 33,3X100**  
**33,3 M2 - COMERCIAL**  
**6,05 EUR/M2**



**P.E REVERIE ESSENCE MT 15X90**

**14,58 M2 - 1A CALIDAD**

**4,72 EUR/M2**



**P.E INOUT STOWE DESERT AMBER**

**MT 37X75**

**12,21 M2 - 1A CALIDAD**

**4,72 EUR/M2**



**P.E VENDOME CREMA MT 100X100**

**11,88 M2 - 1A CALIDAD**

**4,72 EUR/M2**



**P.E UPTOWN 2.0 ANTHRACITE 37X75**

**9,78 M2 - 1A CALIDAD**

**4,72 EUR/M2**



**P.E ANTID. C3 ROTES SAND MT**

**32,5X32,5**

**9,61 M2 - 1A CALIDAD**

**4,72 EUR/M2**



**P.E ANTID. C3 SURAT NATURAL  
MATE 60X90**

**8,57 M2 - 1A CALIDAD**

**4,72 EUR/M2**



**P.E INOUT PLUS ROCK GRAPHITE MT**  
**60X60**

**8,50 M2 - 1A CALIDAD**  
**4,72 EUR/M2**



**P.E ANTID PLUS MILLAR NATURAL**

**MT 60X60**

**8,50 M2 - 1A CALIDAD**

**4,72 EUR/M2**



**PELDAÑO TÉCNICO P.E. ANTID C3  
LIENZ GRIS 75X75 RECT (SIN  
ESTRIAS)**

**66 PIEZAS - 1A CALIDAD**

**4,50 €/M2**



**S P.E. MANITOBA WALNUT 15X90**  
**9,72 M2 - 1A CALIDAD**  
**3,63 EUR/M2**



**S G. ALTURA BLACK MATE 20,5x61,5**  
**72,62 M2 - COMERCIAL**  
**6,66 EUR/M2**



**G. TARIMA ROBLE 20,5x61,5**  
**72,62 M2 - COMERCIAL**  
**6,05 EUR/M2**



**P.E LAKELAND BLANCO MATE**  
**15X90 COM**  
**58,32 M2 - COMERCIAL**  
**7,50 EUR/M2**



**P.E CARA BEIGE MATE 60X60 RECT.  
49,56 M2 - COMERCIAL  
7,14 EUR/M2**



**G. DETROIT MOKA 33,33x33,33 ESP.  
OSCURO MATE  
27 M2 - COMERCIAL  
6,05 EUR/M2**



**P.E CARA IVORY MATE 60X60 RECT.**  
**49,56 M2 - COMERCIAL**  
**7,14 EUR/M2**



**P. E. LEOPOLDO TUNDRA MATE**  
**23X120**  
**47,74 M2 - COMERCIAL**  
**6,78 EUR/M2**



**P.E. S-TECH PRESLEY TOASTED MT**  
**23x120 RECT.**  
**21,70 M2 - COMERCIAL**  
**7,14 EUR/M2**



**PARKIA MOSAIC WARM MATE 20X60**  
**68,64 M2 - COMERCIAL**  
**4,84 EUR/M2**



**P.E. LEOPOLDO CAOBA MATE 23x120  
RECT. OSCURO MATE  
44,57 M2 - COMERCIAL  
8,47 EUR/M2**




**P.E. LAWAN LIGHT MATT 23x120**  
**RECT. CLARO MATE**  
**57,50 M2 - COMERCIAL**  
**8,47 EUR/M2**




**S P.E. MILTON LIGHT MT 15x90**

**23,09 M2 - 1A CALIDAD**

**6,05 EUR/M2**



**A CX MIKADO 15x90 BLANC 1A**  
**AZULMED BLANCA**  
**27,94 M2 - 1A CALIDAD**  
**6,05 EUR/M2**



**A P.E. NANOTECH NORDBY HONEY**

**15X90**

**19,44 M2 - 1A CALIDAD**

**4,72 EUR/M2**



**A P.R. ERAWAN SOFT ALMOND**  
**LIGHT MT 20x60**  
**18,72 M2 - 1A CALIDAD**  
**4,72 EUR/M2**



**A P.R. GALENA GREY 20x60**

**56,16 M2 - 1A CALIDAD**


**5,08 EUR/M2**



**A P.R. DUNE TALO GREY MT 25x75**

**55,75 M2 - 1A CALIDAD**

**5,08 EUR/M2**




**A P.R. ALURE MOSAIC GREY SAT**


**33,3X100**

**62,60 M2 - 1A CALIDAD**

**5,08 EUR/M2**



**A G. BETA BEIGE 45x45**  
**45,44 M2 - COMECIAL**  
**6,05 EUR/M2**



**A G. ESP. CLOACINA GRIS MT**  
**33,33x33,33 ANTID**  
**106 M2 - COMERCIAL**  
**6,05 EUR/M2**



**P.E. LIMWOOD GRAU 23x120**  
**60,39 M2 - COMERCIAL**  
**8,47 EUR/M2**



**P.E. THEODORE ALMOND 23x120  
RECT**

**39,06 M2 - COMERCIAL  
8,47 EUR/M2**



**P.E. MACKE HAYA MT 23x120 RECT.  
3DB CLARO MATE  
56,42 M2 - COMERCIAL  
8,47 EUR/M2**



**A P.R. BLANCO BRILLO 25x50**  
**192,00 M2 - COMERCIAL**  
**6,66 EUR/M2**



**G. ARTIST GRIS 45x45**  
**18,45 M2 - COMERCIAL**  
**6,05 EUR/M2**



**S G. ERNESTO ROBLE MT 20,5X61,5**  
**72,62 M2 - COMERCIAL**  
**8,47 EUR/M2**



**A P.E. M796210052 CM MAD 25x100  
RECT**

**55,97 M2 - COMERCIAL**

**8,47 EUR/M2**



**A M.C. NANOTECH STONEAGE SAND**

**60x60 RECT**

**12,75 M2 - 1A CALIDAD**

**4,72 EUR/M2**



**A P.E ZEED ANTHRACITE 60X60 RECT.**

**11,33 M2 - 1A CALIDAD**

**4,72 EUR/M2**



**A P.E BLADE GRAFITO SATINADO**  
**60X120 RECT.**  
**10,71 M2 - 1A CALIDAD**  
**4,72 EUR/M2**



**A P.E MYSORE BEIGE MATE 60X120  
RECT.**

**10,00 M2 - 1A CALIDAD**  
**4,72 EUR/M2**



**P.E SUNDANCE 2.0 GRIS MT 37X75  
RECT.**

**11,95 M2 - 1A CALIDAD**

**4,72 EUR/M2**



**M.C SMARTGRIP LOFTSTONE GREY  
MT 60X60 RECT (20 MM).**

**14,52 M2 - 1A CALIDAD**

**5,32 EUR/M2**



**M.C SMARTGRIP LOFTSTONE  
GRAPHITE MT 60X60 RECT (20 MM).**

**12,04 M2 - 1A CALIDAD**

**4,72 EUR/M2**



**A P.E. MATERICA SAND 100x100  
RECT**

**35,64 M2 - 1A CALIDAD**

**6,66 EUR/M2**



**G. ESP ANTID VOLENDAM PAJA**

**33,33x33,33**

**51,00 M2 - COMERCIAL**

**6,05 EUR/M2**



**P.E TEFNUT CREAM MT 60X60**  
**50,98 M2 - COMERCIAL**  
**6,66 EUR/M2**



**P.E. SVANTEVIT PEARL MT 60x60**  
**57,12 M2 - COMRERCIAL**  
**7,14 EUR/M2**



**A G. ESP ANTID CARBONIA GREY**

**33,33x33,33**

**57,00 M2 - COMERCIAL**


**6,05 EUR/M2**




**A P.E. PERICLES NOGAL 75X75 RECT**  
**106,28 M2 - COMERCIAL**  
**11,50 EUR/M2**



**A P.E. PERICLES HAYA 75X75 RECT**  
**106,28 M2 - COMERCIAL**  
**11,50 EUR/M2**



**G. COLOURS BLANCO MT 33,3x33,3**  
**CLARO MATE**  
**26,07 M2 - COMERCIAL**  
**6,05 EUR/M2**



**G. SILK BLANCO MT 33,3x33,3**  
**CLARO MATE**  
**26,07 M2 - COMERCIAL**  
**6,05 EUR/M2**




**G. FINA ROBLE MT 20,5x61,5  
OSCURO MATE  
36,30 M2 - COMERCIAL  
6,05 EUR/M2**




**G. B636410094 CM 20,5x61,5 CLARO  
MATE  
72,61 M2 - COMERCIAL  
6,05 EUR/M2**



**G.ESP. PETRA BEIGE 33,33x33,33**  
**78 M2 - COMERCIAL**  
**6,05 EUR/M2**



**ASPEN BLANCO MATE 20x60 CLARO  
MATE  
20,28 M2 - COMERCIAL  
4,72 EUR/M2**



**SVANTEVIT BEIGE LIGHT MT 30x60**  
**CLARO MATE**  
**61,2 M2 - COMERCIAL**  
**4,72 EUR/M2**



**REV LOKI HE WHITE BR 30x60 CLARO  
BRILLO**

**21,06 M2 - COMERCIAL  
4,72 EUR/M2**



**BODO MOSAIC WHITE MATE 25x50**  
**CLARO MATE**  
**55,25 M2 - COMERCIAL**  
**4,72 EUR/M2**



**A P.E. SVANTEVIT PEARL 60X120  
RECT**

**57,12 M2 - COMERCIAL  
8,47 EUR/M2**



**P.E. ALBIE GRIS MATE 23x120 RECT.  
OSCURO MATE  
53,16 M2 - COMERCIAL  
8,47 EUR/M2**



**P.E. SESHET NATURAL MT 30x150**  
**RECT. CLARO MATE**  
**56,51 M2 - COMERCIAL**  
**8,47 EUR/M2**



**P.E. SEREN IVORY MT 60x120 RECT.  
CLARO MATE  
57,12 M2 - COMERCIAL  
8,47 EUR/M2**



**A P.R. TILO BONE 20X60**  
**79,56 M2 - COMERCIAL**  
**4,72 EUR/M2**



**S P.R. BERNAOLA PI BLANCO 30x60**  
**126,36 M2 - COMERCIAL**  
**4,72 EUR/M2**



**S P.R. PARKIA COLD MOSAIC MATE  
20X60**

**109,44 M2 - COMERCIAL  
4,72 EUR/M2**



**G. DANAЕ CREMA BRILLO 45x45**  
**44,02 M2 - COMERCIAL**  
**6,05 EUR/M2**



**A G. ESP. ANKER GREY 33,3X33,3  
ANTID.**

**54 M2 - COMERCIAL**

**6,05 EUR/M2**



**A G. BAYAZ GRIS MT 45X45**  
**35,5 M2 - COMERCIAL**  
**6,05 EUR/M2**



**A P.E PRESLEY TOASTED MT 23X120**  
**57,51 M2 - COMERCIAL**  
**8,47 EUR/M2**



**A P.E LEOPOLDO TUNDRA MATE**

**23X120**

**47,74 M2 - COMERCIAL**

**8,47 EUR/M2**



**A P.E. URIAN SAT 60x120 RECT**  
**12,85 M2 - COMERCIAL**  
**7,14 EUR/M2**



**S G. ERNESTO ROBLE MT 20,5X61,5**  
**179,28 M2 - COMERCIAL**  
**8,47 EUR/M2**




**S P.R. PARKIA MOCCA MATE 20x60**  
**COM**  
**40,56 M2 - COMERCIAL**  
**4,72 EUR/M2**



**S P.E. ORSA NATURAL MT 15x90**  
**COM**  
**20,66 M2 - COMERCIAL**  
**6,66 EUR/M2**



**S P.E. CAPUCHINA BEIGE MT 23x120**  
**RECT. COM**  
**36,89 M2 - COMERCIAL**  
**8,47 EUR/M2**



**S M.C. TOLOUSE GRIS MT 60x120  
RECT**

**12,85 M2 - 1A CALIDAD**

**6,05 EUR/M2**



**S G. LOURO DUNE 20,5x61,5**  
**13,62 M2 - 1A CALIDAD**  
**4,72 EUR/M2**



**S M.C. MADRID LIGHT GREY MT**

**120x120 RECT**

**14,40 M2 - 1A CALIDAD**

**4,72 EUR/M2**



**S P.E. MILTON LIGHT MT 23x120**  
**25,20 M2 - 1A CALIDAD**  
**4,72 EUR/M2**



**S G. EBANO MIEL 20,5x61,5 COM**  
**54,46 M2 - COMERCIAL**  
**6,05 EUR/M2**



**S P.E. M796210050 CM MAD 25x100**

**RECT. COM**

**55,97 M2 - COMERCIAL**

**8,47 EUR/M2**



**S P.E. S-TECH AMARU NATURAL MT**  
**100x100 RECT**  
**47,52 M2 - COMERCIAL**  
**8,47 EUR/M2**



**S P.E. S&G VID MINK 100x100 RECT**  
**47,52 M2 - COMERCIAL**  
**8,47 EUR/M2**



**S P.E. MEFITIS TERRAZO BEIGE MT**

**60x120 RECT**

**71,40 M2 - COMERCIAL**

**8,47 EUR/M2**



**S P.E. INOUT SVAROGICH GREY MT**  
**75x75 RECT**  
**53,14 M2 - COMERCIAL**  
**7,14 EUR/M2**



**S P.R. ALCORNOQUE SOFT LI  
ALMOND 20x60  
65,52 M2 - COMERCIAL  
4,72 EUR/M2**




**S P.E. INOUT VENDELA SILVER MT**  
**30x60 RECT**  
**41,78 M2 - COMERCIAL**  
**6,05 EUR/M2**



**S P.E. S&G SAM MINK 30x60 RECT**  
**46,69 M2 - COMERCIAL**  
**6,05 EUR/M2**



**S P.E. HILAS GREY 30x60 RECT**  
**40,55 M2 - COMERCIAL**  
**6,05 EUR/M2**



**S G. MISHO GRIS MT 33,3X33,3**  
**78,22 M2 - COMERCIAL**  
**6,05 EUR/M2**



**S P.R. SMART BEIGE 25X50**

**82,88 M2 - COMERCIAL**


**4,72 EUR/M2**



**S P.E. LAKELAND HAYA MATE 15X90**  
**58.32 M2 - COMERCIAL**  
**7,14 EUR/M2**



**S P.E. OMOIKANE STONE 60X120 RECT**  
**68.54 M2 - COMERCIAL**  
**8,47 EUR/M2**



**P.E. CAMPANULA MINK 75x75**  
**RECT. CLARO MATE**  
**53,14 M2 - COMERCIAL**  
**7,14 EUR/M2**



**S G. PORTARIA MIEL MT 20,5x61,5**  
**81,70 M2 - COMERCIAL**  
**6,05 EUR/M2**



**S P.E. INOUT EMILY ROBLE MT 15x90**  
**58,32 M2 - COMERCIAL**  
**6,66 EUR/M2**



**A P.E. SLIPSTOP UPPER GRAPHITE  
MATE 100x100 RECT.**

**17,82 M2 - 1A CALIDAD**

**6,05 EUR/M2**



**A P.E. REVERIE SERENITY 15X90**

**29,16 M2 - 1A CALIDAD**

**6,05 EUR/M2**



**A P.E. SLIPSTOP SORRENTO**  
**ANTRACITA MATE 37X75 RECT**  
**14,16 M2 - 1A CALIDAD**  
**4,72 EUR/M2**



**A P.R. ALURE MOSAIC GREY SAT**

**33,3x100**

**44,62 M2 - 1A CALIDAD**

**6,05 EUR/M2**



**A P.B PURSUE RB WARM 33,3x90**

**RECT**

**26,37 M2 - COMERCIAL**

**5,08 EUR/M2**



**A P.R. RILEY WARM MATE 30x60**  
**77,76 M2 - COMERCIAL**  
**6,05 EUR/M2**



**A G. L712610143 CM CEN 45X45**  
**62,48 M2 - COMERCIAL**  
**6,05 EUR/M2**



**G. ACACIA MIEL 20,5x61,5 CLARO  
MATE**

**28,36 M2 - COMERCIAL**

**6,05 EUR/M2**




**A P.R. VINUESA MOSAIC PEARL**

**30x60**

**77,76 M2 - COMERCIAL**

**4,72 EUR/M2**



**P.E. DANIEL CEMENTO MT 45x45**  
**CLARO MATE**  
**36,92 M2 - COMERCIAL**  
**6,05 EUR/M2**



**P.E. SVAROGICH WHITE MT 75x75  
RECT. INOUT CLARO MATE  
53,13 M2 - COMERCIAL  
6,90 EUR/M2**



**P.E. SVAROGICH GREY MT 75x75**  
**RECT. INOUT OSCURO MATE**  
**53,13 M2 - COMERCIAL**  
**6,90 EUR/M2**



**P.B. TREND SUTI SAND MT 33,3x90**  
**RECT. CLARO MATE**  
**59,94 M2 - COMERCIAL**  
**5,08 EUR/M2**



**S P.E. NANOTECH NORDBY WHITE**  
**15X90**

**61,97 M2 - 1A CALIDAD**

**6,05 EUR/M2**



**S P.E. NANOTECH NORDBY  
NATURAL 15X90**

**35,24 M2 - 1A CALIDAD**

**6,05 EUR/M2**



**S P.E. CARRIERE BLUE 100x100 RECT**

**15,84 M2 - 1A CALIDAD**

**4,72 EUR/M2**



**A G. ESP ANTID ANTON GRIS**

**33,33X33,33**

**54,00 M2 - COMERCIAL**

**6,05 EUR/M2**



**P.E. ANTID C3 ROTES SAND MT**

**32,5x32,5**

**5,49 M2 - 1A CALIDAD**

**2,42 EUR/M2**



**P.E. ANTID. C3 MONTI PAJA MT**

**32,5x32,5**

**5,49 M2 - 1A CALIDAD**

**2,42 EUR/M2**



**P.E. INOUT PLUS ROCK GRAU MT**

**60x60 RECT.**

**5,66 M2 - 1A CALIDAD**

**2,42 EUR/M2**



**P.E. ALEY WHITE SAT 60x120 RECT.**

**6,43 M2 - 1A CALIDAD**

**2,42 EUR/M2**



**P.B. PUBLIC BONE DEC 33,3x90  
RECT.**

**5,09 M2 - 1A CALIDAD**

**2,42 EUR/M2**



**P.B. PUBLIC GREY DEC 33,3x90 RECT.**

**6,59 M2 - 1A CALIDAD**

**2,42 EUR/M2**



**P.E. REVERIE SERENITY MT 15x90**

**7,29 M2 - 1A CALIDAD**

**2,42 EUR/M2**



**P.E. STRUCTECH EIRAS BONE MATE  
100x100 RECT.**

**7,92 M2 - 1A CALIDAD**

**2,42 EUR/M2**




**P.E. SUNSET IVORY MATE**  
**120x120 RECT.**

**8,64 M2 - 1A CALIDAD**

**2,42 EUR/M2**



**P.E. ZEED MINK 30x60**  
**9,00 M2 - 1A CALIDAD**  
**2,42 EUR/M2**



**P.E. TRAFFIC PERLA MT 60x60**

**7,20 M2 - 1A CALIDAD**

**2,42 EUR/M2**



**P.E ANTID. PLUS BALNEA DARK  
GREY MT 60X120**

**11,42 M2 - 1A CALIDAD**

**4,72 EUR/M2**



**P.E INOUT PLUS GRAPHITE MT**  
**60X60**

**11,33 M2 - 1A CALIDAD**  
**4,72 EUR/M2**