



**S P.E. INOUT CHLOE BEIGE MT**  
**30x150 RECT.**  
**395,58 M2 - COMERCIAL**  
**13,31 EUR/M2**



**S P.E. 3DB RONNIE ROBLE MT 30x150  
RECT.**

**301,39 M2 - COMERCIAL  
13,31 EUR/M2**



**S P.E. KAL NATURAL MT 30x150  
RECT.**

**414,41 M2 - COMERCIAL  
13,31 EUR/M2**



**A P.E. HUGO WHITE SAT**

**30x60**

**514,08 M2 - COMERCIAL**


**9,56 EUR/M2**



**A P.E. PETUNIA BLANCO SATINADO**  
**100x100 RECT.**  
**552,43 M2 - COMERCIAL**  
**13,31 EUR/M2**




**A G. CAVAN CALACATTA BRILLO**  
**45x45 COM**  
**545,26 M2 - COMERCIAL**  
**9,32 EUR/M2**



**S P.R. BLANCO MT 30X60**  
**362,88 M2 - COMERCIAL**  
**5,08 EUR/M2**




**S P.E. ROMANA BIANCA 75x37 RECT**  
**685,05 M2 - COMERCIAL**  
**8,47 EUR/M2**



**S P.R. BELA BEIGE 25X50**  
**390,00 M2 - 1A CALIDAD**  
**7,74 EUR/M2**




**S P.E. ETHA MINK SAT 100X100 RECT**  
**122,76 M2 - COMERCIAL**  
**13,31 EUR/M2**



**S P.R. BLANCO BRILLO 25x50**  
**307,50 M2 - COMERCIAL**  
**6,66 EUR/M2**




**S P.R. CARYN BIANCO MT 20x60**  
**307,50 M2 - COMERCIAL**  
**6,90 EUR/M2**



**A P.E. INDO BLANCO MT 45X45**

**153,35 M2 - 1A CALIDAD**

**8,47 EUR/M2**



**S P.E. ALDEBARAN CREAM 60X60  
RECT**

**50,98 M2 - COMERCIAL  
11,50 EUR/M2**



**S P.E. GERANIO WHITE 60X60 RECT**  
**101,96 M2 - COMERCIAL**  
**11,50 EUR/M2**



**S P.E. BASILEA BONE 60X60 RECT**  
**101,96 M2 - COMERCIAL**  
**11,50 EUR/M2**



**S P.E. THUERIS SNOW MATE 100X100  
RECT**


**237,61 M2 - COMERCIAL  
13,31 EUR/M2**



**S M.C. DANIEL CEMENTO MT 60x60  
RECT**

**300,21 M2 - COMERCIAL**

**13,31 EUR/M2**



**S P.R. CX SWING DECOR 3D GRIS**

**25x40**

**288,00 M2 - 1A CALIDAD**

**6,05 EUR/M2**



**S P.E. ANTID VISTILIA NATURAL**  
**60x120 RECT**  
**342,72 M2 - COMERCIAL**  
**13,31 EUR/M2**



**S P.E. S&G LISE MINK 60X120 RECT**  
**114,24 M2 - COMERCIAL**  
**13,31 EUR/M2**



**S P.E. THUERIS CREAM MATE 60X120  
RECT**

**114,24 M2 - COMERCIAL  
13,31 EUR/M2**




**S P.E. ALYPIA CREMA MATE 60X120  
RECT**


**114,24 M2 - COMERCIAL  
13,31 EUR/M2**



**S G. B636410105 OM CEM 45x45**  
**363,51 M2 - COMERCIAL**  
**7,99 EUR/M2**





**S P.R. BLANCO 25x40**  
**13001 M2 - COMERCIAL**  
**4,72 EUR/M2**



**S P.R. BLANCO 30X60**  
**433,14 M2 - COMERCIAL**  
**4,72 EUR/M2**



**P.E SONDRIO WHITE SAT 75X150**  
**267,36 M2 - COMERCIAL**  
**13,92 EUR/M2**



**A P.E. JENO PEARL 100x100**

**RECT**

**118,80 M2 - COMERCIAL**

**13,31 EUR/M2**



**A P.E. S&G SAM LIGHT**  
**100X100 RECT**  
**106,92 M2 - COMERCIAL**  
**13,31 EUR/M2**



**A P.E. PULIDO MANHATAN 37X75  
RECT**

**677,77 M2 - COMERCIAL**

**15,73 EUR/M2**



**S G. B636410105 OM CEM 45x45**  
**363,51 M2 - COMERCIAL**  
**7,99 EUR/M2**